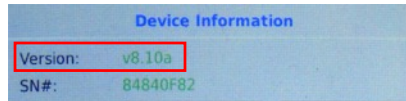



# iPigeon Firmware Updating




To check your Firmware version select



if lower than v8.84 then it needs updating


Contact your Topigeon Agent who will either email you the Firmware Zip file or provide the web site address to download it unless your reasonably proficient with computers, we suggest your club does the update for you

Extract the 2 or 3 files inside the zip file  and save to the Club Manager folder C:\AVANCE\Avancetech\Backup - overwrite any files already there then **copy** those 2 or 3 files ready for pasting into the SD card

You can use any SD card that your computer advises and the card only requires to be at least 8 Gigabytes in size

*There must be no existing files on the SD card and if using an old one, we recommend you format the card before proceeding with the update*

Insert the formatted card into the computer SD Card slot and **Paste** the copied files into the SD card and should you have done a previous update using the card overwrite the old ones and **Then eject the SD card**



(Laptop illustrated)

**We now need to use just the SD card, iPigeon and Power Adapter**



Connect the iPigeon to the power adapter **(do not turn on mains power yet)**  
Insert the SD card into the iPigeon card slot **(SD card label faces you)**



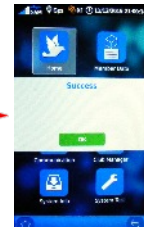
**Next turn on mains electric power**  
and screen progress firstly looks like this



then



and finally this



then select **OK**

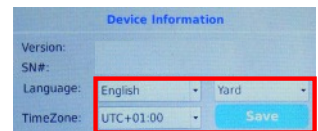
**Now remove the SD card - power down and re-power up**

**We now need to re-check previous settings**

Select



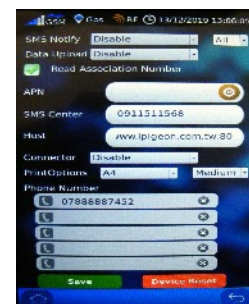
Check Language-measurement-TimeZone  
are correct for your country  
if not, correct them and **Save**



Then select



and check all settings here for **any alterations** from your old setup  
and make any corrections, then **Save**



For fast return to the iPigeon Home screen use this button

