



iPigeon

Changing Your Name (and/or address) in the Club Manager and iPigeon

Firstly, before any system change, PBO always recommends that you **EXPORT** all of your pigeon data as a backup copy ... so load the **Club Manager** software on your computer, go to **Member** tab, then double-click the Member to reveal all Pigeons linked to that member, then click **Spreadsheet Export**

TOPigeon Club Management V8

Home Clock Operation Member Races Setup

Paul O'Leary's Ring List

Delete All Print Ring Export Number of rings : 025

Life Ring Number	Mult_Del	Color	Sex of bird	E_Ring Assign	Create Date	Assign Date
GB16N61344	<input type="checkbox"/>	Blue White Flight	Cock	FA000407	27/06/2019	09/07/2020 09:21:...
GB18N92627	<input type="checkbox"/>	Chequer	Hen	AE07EBC9	27/06/2019	27/07/2020 11:54:...
GB18N92630	<input type="checkbox"/>	Chequer	Cock		27/06/2019	27/06/2019 12:29:...
GB18N92632	<input type="checkbox"/>	Blue	Hen	12301DE1	27/06/2019	14/07/2020 06:54:...
GB18N92638	<input type="checkbox"/>	Red	Cock	10101199	12/06/2020	03/08/2020 18:18:...
GB19N34932	<input type="checkbox"/>	Pencil	Cock	101011A3	16/06/2020	03/08/2020 18:19:...
GB19N34933	<input type="checkbox"/>	Pencil Pied	Hen	1231E29D	16/06/2020	16/06/2020 14:47:...

Association : Bird color : Comment :

Birth Year :

Registration Letter :

Registration Number :

Sex of the bird :

AddNew Add a Range

Spreadsheet Import

Save Cancel Spreadsheet Export

You'll then be asked where to save the file to:-

Save As

This PC > Desktop

Organise New folder

This PC 3D Objects Desktop Documents Downloads Music Pictures Videos Local Disk (C:) USB DISK (D:)

Name Date modified Type

iPigeon Rings Export.xlsx 04/06/2020 18:14 Microsoft Office E...

iPigeon Rings Import.xlsx 12/06/2020 14:35 Microsoft Office E...

test.xlsx 03/06/2015 15:34 Microsoft Office E...

File name:

Save as type: Excel File (*.xlsx)

Hide Folders Save Cancel

Stay in the **Member** tab

TOPigeon Club Management V8

Home Clock Operation **Member** Races Setup

Member

Create TXT Print Number of Members: 001

LoftNo	LoftName	clockCnt
RPRAS02170	Paul O'Leary	1

AddNew

TOPIGEON
Topigeon Electronics
Timing System
iPigeon
Avance Technology Co., Ltd.
TEL: +886-2-25163676

Right-click the Member whose name you wish to change and click **Edit Member**

TOPigeon Club Management V8

Home Clock Operation **Member** Races Setup

Member

Create TXT Print Number of Members: 001

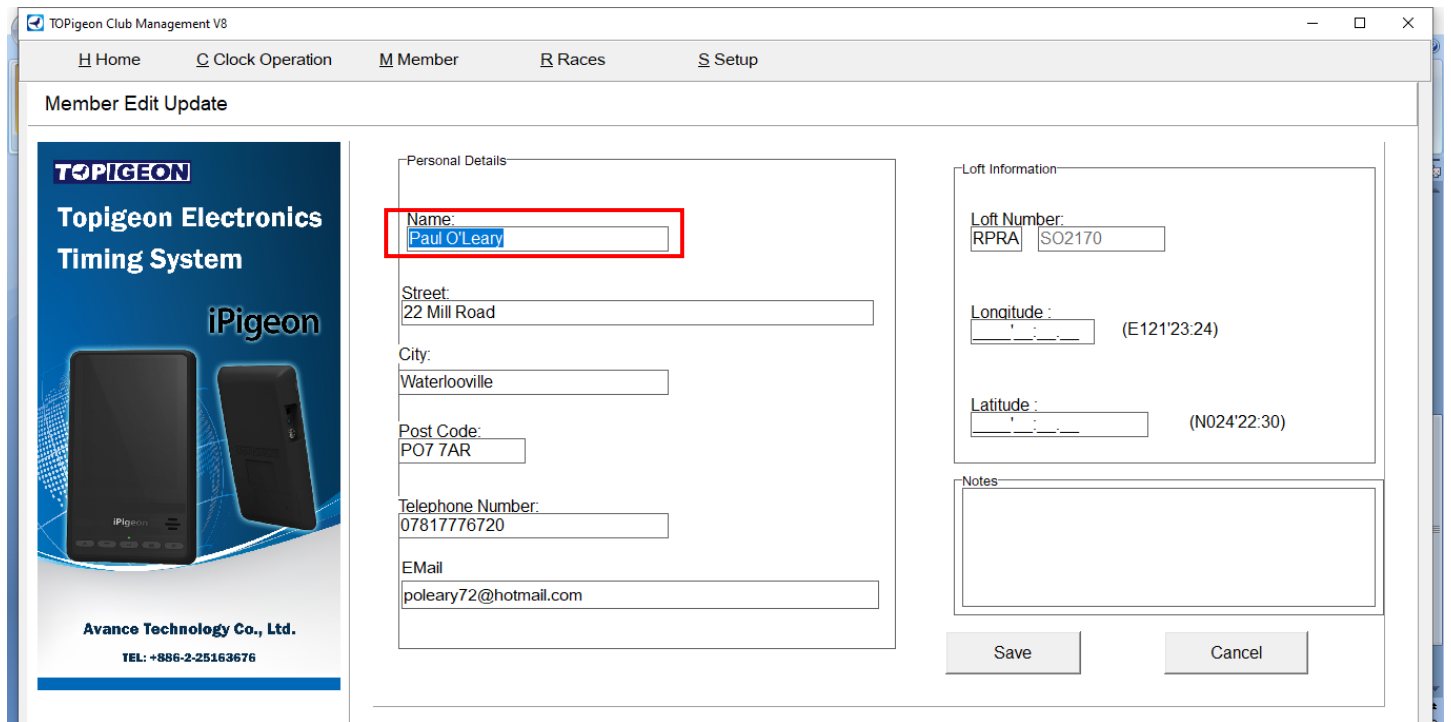
LoftNo	LoftName	clockCnt
RPRAS02170	Paul O'Leary	1

AddNew

TOPIGEON
Topigeon Electronics
Timing System
iPigeon
Avance Technology Co., Ltd.
TEL: +886-2-25163676

- Edit Member
- Delete Member
- Member Rings List
- Member Clocks
- Loft Data Download

Go into the **Name** field



TOPIGEON Club Management V8

Home Clock Operation Member Races Setup

Member Edit Update

TOPIGEON
Topigeon Electronics
Timing System
iPigeon
Avance Technology Co., Ltd.
TEL: +886-2-25163676

Personal Details

Name: Paul O'Leary

Street: 22 Mill Road

City: Waterloooville

Post Code: PO7 7AR

Telephone Number: 07817776720

E-Mail: poleary72@hotmail.com

Loft Information

Loft Number: RPRA SO2170

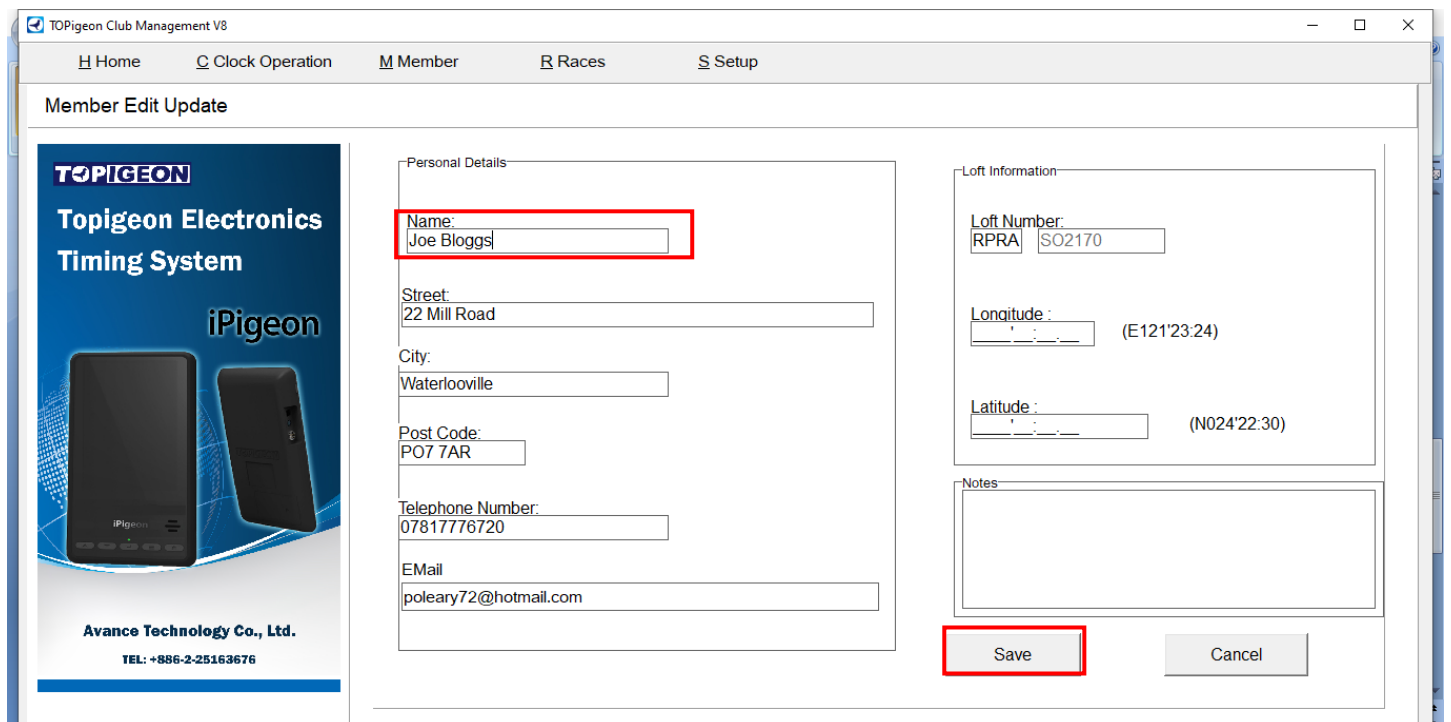
Longitude: (E121'23:24)

Latitude: (N024'22:30)

Notes

Save Cancel

In this example I'll change the name from **Paul O'Leary** to **Joe Bloggs** and click **Save**



TOPIGEON Club Management V8

Home Clock Operation Member Races Setup

Member Edit Update

TOPIGEON
Topigeon Electronics
Timing System
iPigeon
Avance Technology Co., Ltd.
TEL: +886-2-25163676

Personal Details

Name: Joe Bloggs

Street: 22 Mill Road

City: Waterloooville

Post Code: PO7 7AR

Telephone Number: 07817776720

E-Mail: poleary72@hotmail.com

Loft Information

Loft Number: RPRA SO2170

Longitude: (E121'23:24)

Latitude: (N024'22:30)

Notes

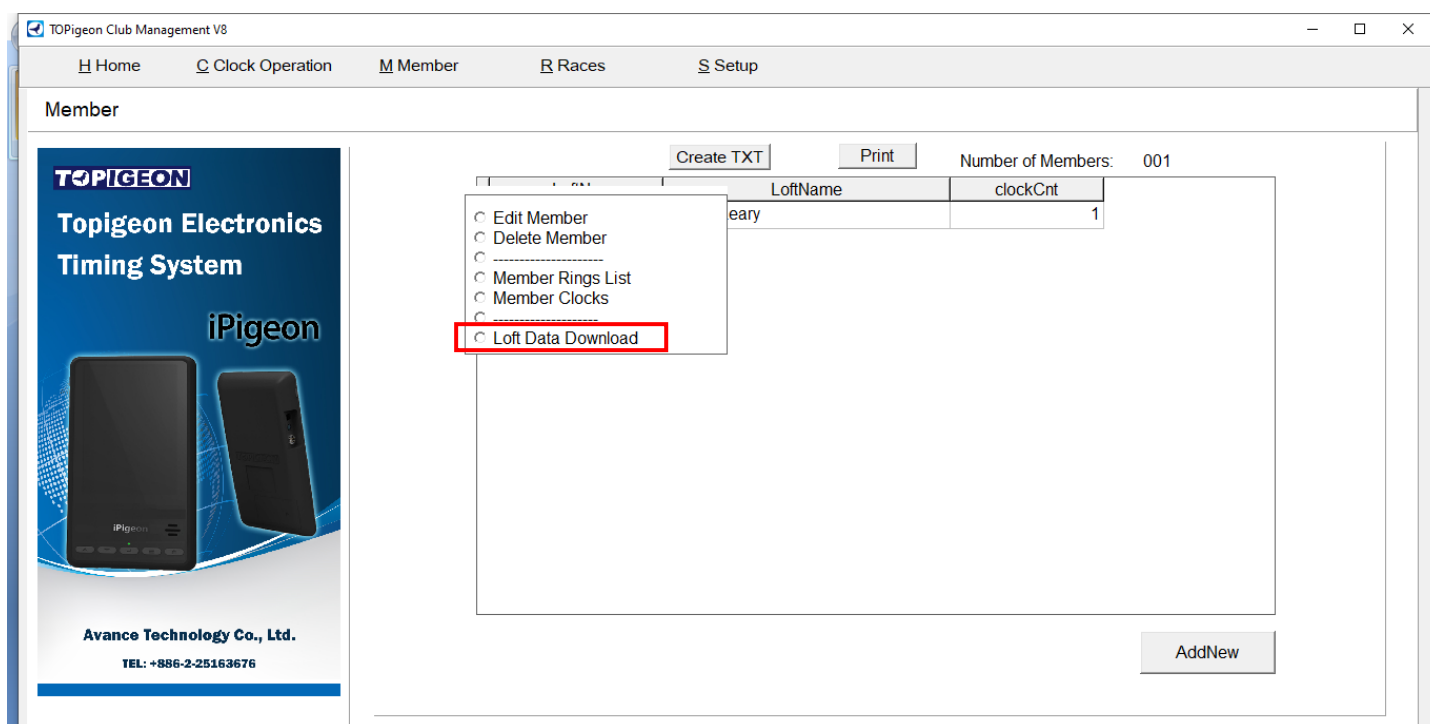
Save Cancel

If you need to change any of the other fields, it's the same process.

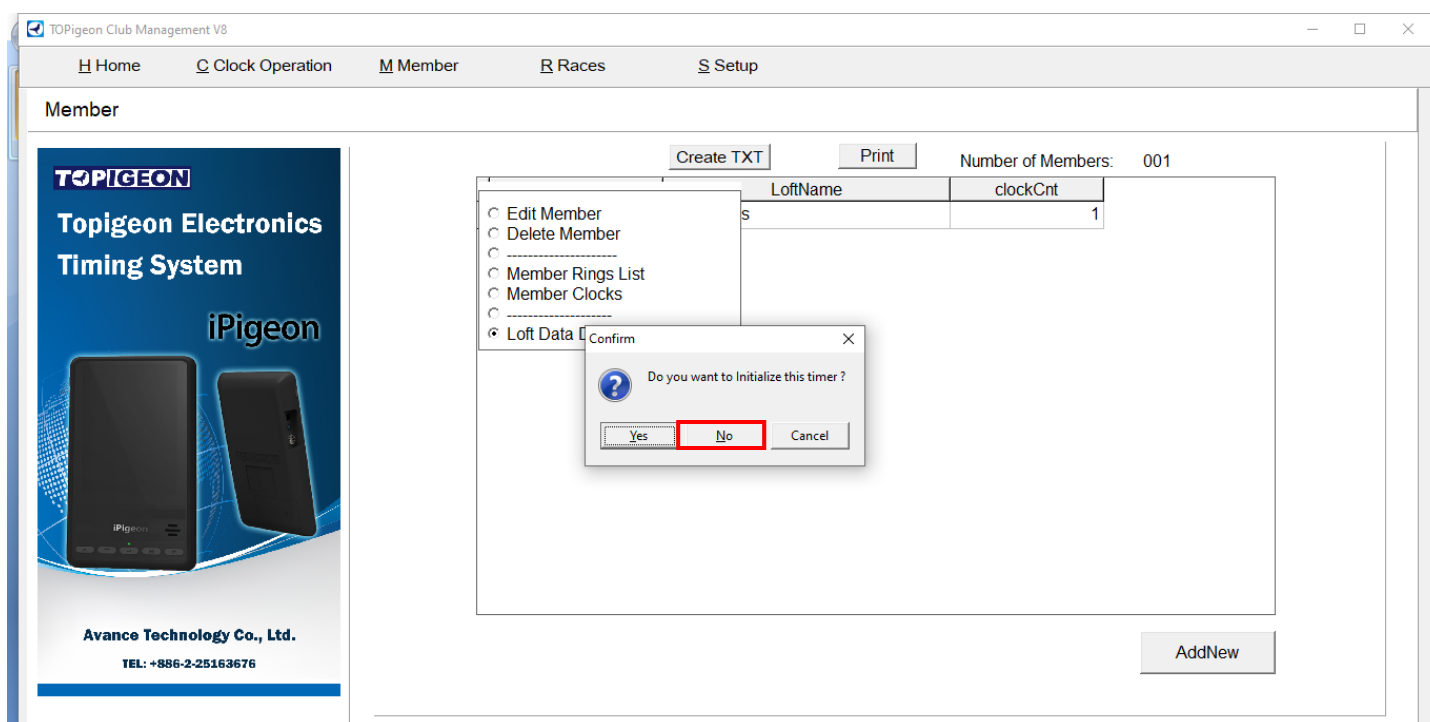
But you CANNOT change your **Loft Number** as this field is locked!

On the iPigeon press **Club Manager>Connect to PC**

Back in the Club Manager, once again right-click the Member whose name you now wish to update in the iPigeon and click **Loft Data Download**



Next, and ***** very important ***** click **No** to the “Do you want to initialise this Timer?” message. If you click Yes you may land yourself in a whole World of trouble ... **you have been warned**.



You should then get a green “**Loft/Data Download Success**” message and the name on the iPigeon will have updated under MEMBER DATA to Joe Bloggs. Race basketing and arrival sheets should now reflect this change of name.

The process is complete.